

SETTING GOALS AND MONITORING USAGE

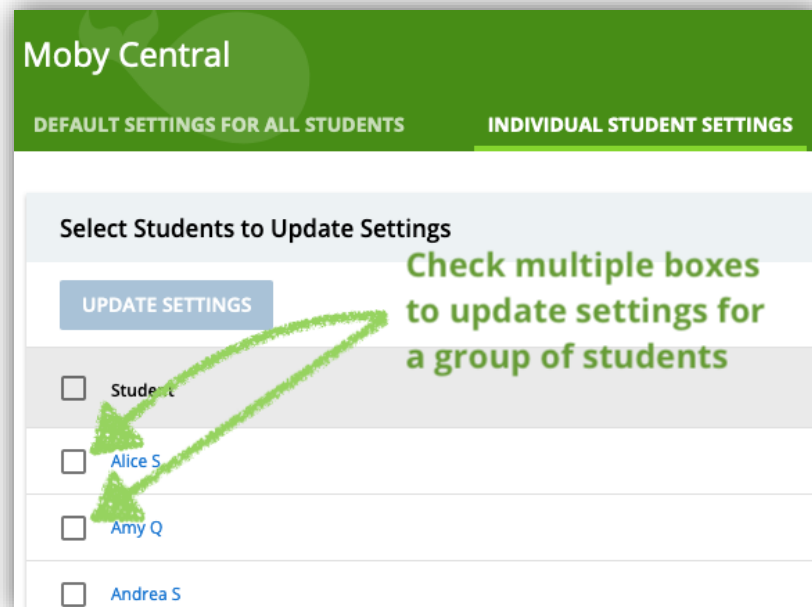
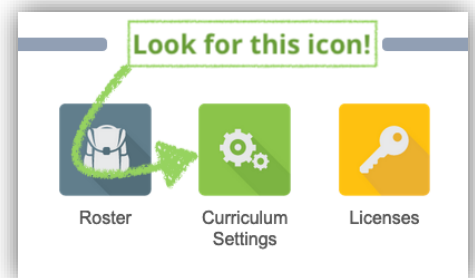
For most, the transition to a remote learning environment will involve some changes to MobyMax usage expectations and monitoring needs.

In this document, we'll cover everything you need to know about setting goals, monitoring usage, and making sure parents know where and how to access the Moby Parent Portal.

SETTING GOALS

Updating goals and time assignments is typically one of the first orders of business when school is closed. This can be done from **Curriculum Settings** on your Moby Learning page or at the bottom of Moby Central.

***Note:** All the settings we are reviewing here can be set to globally apply to all students, a group of multiple students, or individual students.



Once you've selected which students you want the new settings to apply to (the "ALL STUDENTS" option is pictured here), choose the subject you want to change on the left side of the screen (**step 1**), then update the *Assign Time* (**step 2**) and *Daily Effort Goal* (**step 3**) fields. Changes are automatically saved when you click anywhere. Repeat the process for all subjects in which you want your students to be spending their Moby time.

Moby Central

DEFAULT SETTINGS FOR ALL STUDENTS INDIVIDUAL STUDENT SETTINGS

GENERAL **MODULES** HIDE MODULES

Math 1

- Learning
- Fact Fluency
- Math Fluency Board Games
- Math Fluency Team Games
- Math State Test Preparation
- Mathematics**
- Numbers
- Quick Checker

ELA

- Early Reading and Phonics

Science

Social Studies

Initial Placement Test

- Start with placement test, from grade **K** to **Automatically end**
- Start students with no placement test
- Show whether answer was correct after the student answers the problem.

Play read aloud sound for the placement test.

Assign Lessons

Automatically assign lessons.

Daily Effort Goal 3

Set number of skills for daily goal **5**

Assign Time 2

Set assigned time for daily work **10** minutes

Sound Settings

Play read aloud sound in this module.

MONITORING TIME GOALS

To track which students are meeting their assigned time targets, simply open your **Time Summary** page, then click on the **Assigned Time** tab to review results by subject.

Look for this icon!

Time Summary Classroom Dashboards Student Dashboards Reports

Assigned Time

Subject: Mathematics Mar 18, 2020

| Student | Currently Assigned | Actual | Assigned Remaining |
|---------|--------------------|--------|--------------------|
| Alice S | 10 | 0 | 10 |
| Amy Q | 10 | 0 | 10 |

MONITORING SKILLS GOALS

Daily skills goals are a great way to ensure consistent growth regardless of usage and focus. To track weekly and monthly progress against goals simply click the icon of the subject you wish to review, then click the **Goals & IEP** tab. On this screen, you can get a handle on how students are tracking against their goals and adjust or intervene as needed.

Language

Snapshot Progress Placement Lessons Tests Goals & IEP Library

Goals

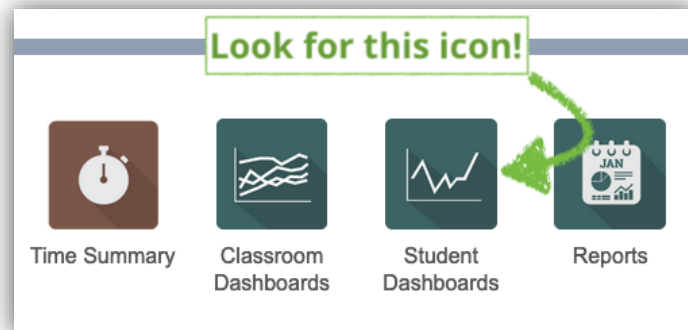
Daily Goals IEP Goals

| Student | Total Goals Met | Daily Goals Setting | Average Goals Met | Percentage Ahead - Behind | Settings |
|----------|-----------------|---------------------|-------------------|---------------------------|----------|
| Alice S | - | 5 | - | - | ⚙️ |
| Amy Q | - | 5 | - | - | ⚙️ |
| Andrea S | - | 5 | - | - | ⚙️ |
| Anna S | - | 5 | - | - | ⚙️ |

Show
 Current week
 Current month

STUDENT DASHBOARDS

Student dashboards offer an at-a-glance breakdown of time, progress, and results in one place. For the purpose of monitoring what your students are doing in MobyMax and how that effort is translating to academic growth.



From the dashboard, click on any subject to view detailed results, including current grade level, overall progress, average time from the past 30 days, and a summary of the most recent completed lessons. Scroll down for a week-by-week chart of skills completed.

✕
Cameron G Dashboards

Reading Stories

| Overall Statistics | |
|---------------------|---------------------|
| Current grade level | 4.6 grade level |
| Learning velocity | 0.1 grades per year |
| Avg time per day | 0 minutes |
| Avg time per week | 0 minutes |
| Average focus % | 0% |
| Lessons completed | 18 lessons |
| Problems completed | 496 problems |

| Overall Grade Level Progress | |
|------------------------------|--|
| 4.0 | |
| 4.1 | |
| 4.2 | |
| 4.3 | |
| 4.4 | |
| 4.5 | |
| 4.6 | |
| 4.7 | |
| 4.8 | |
| 4.9 | |
| 5.0 | |

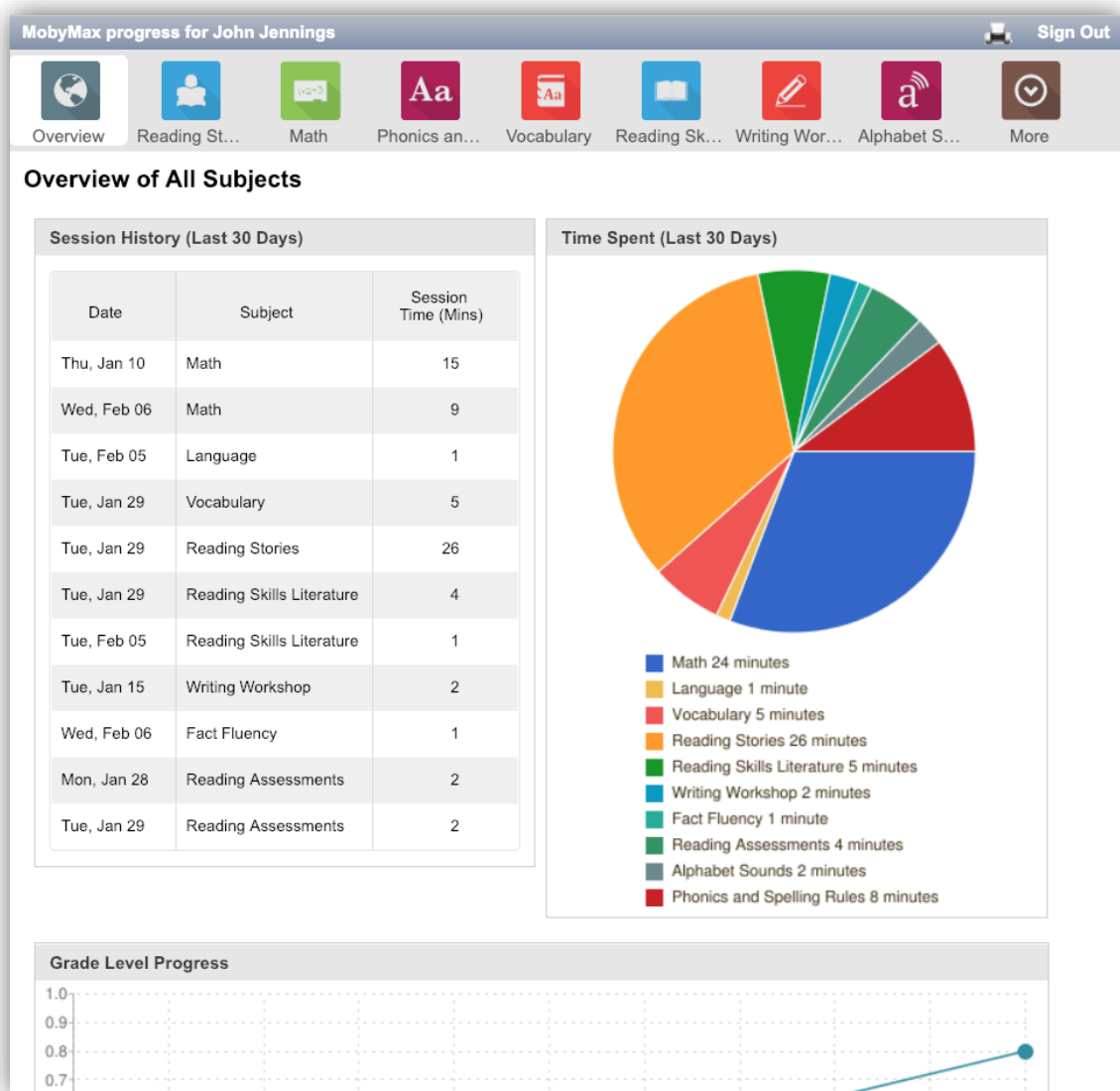
| Last Sessions | | | |
|---------------|------------|---------|---------------|
| | Time Spent | Focus % | Problems Done |
| Tue, Feb 11 | 5 | 100% | 3 |
| Fri, Jan 31 | 57 | 96% | 48 |
| Fri, Jan 10 | 13 | 100% | 18 |
| Wed, Jan 8 | 16 | 100% | 22 |
| Fri, Dec 13 | 2 | - | 0 |
| Wed, Dec 11 | 1 | - | 0 |
| Tue, Dec 10 | 32 | 98% | 43 |
| Mon, Dec 9 | 19 | 100% | 28 |
| Sun, Dec 8 | 62 | 100% | 72 |
| Fri, Dec 6 | 13 | 100% | 18 |
| Thu, Dec 5 | 29 | 100% | 43 |
| Wed, Dec 4 | 13 | 100% | 16 |
| Mon, Dec 2 | 26 | 100% | 25 |

| Last Lesson Topics Done | | Score |
|-------------------------------------|-------------|-------|
| Caves of Mandora | In Progress | |
| A History of Life at Sea | Jan 31 | 61% |
| Calico Jack: An Unsuccessful Pirate | Jan 31 | 53% |
| Treason on the High Seas | Jan 31 | 64% |
| Healing Plants | Jan 31 | 93% |
| In Search of the Loch Ness Monster | Jan 31 | 87% |
| The Swamp | Jan 10 | 89% |
| The Birthplace of Magical Tales | Jan 10 | 84% |
| The Healing Properties of Willow | Jan 8 | 73% |
| The Black Forest | Jan 8 | 83% |

PARENT PORTAL

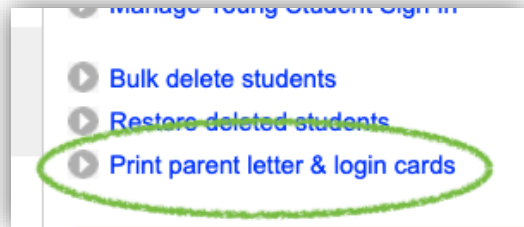
In a remote learning environment, parents play an even more critical role in the educational process. When students spend more time at home, family becomes the primary source of modeling and guidance, and it becomes ever more important for teachers to collaborate with parents and guardians.

MobyMax's 360 Progress Monitoring ensures transparency and accessibility for all, including our popular **Parent Portal**, with which parents can obtain insight into where students are putting in work, what their progress looks like by subject, and which lessons are coming up next.



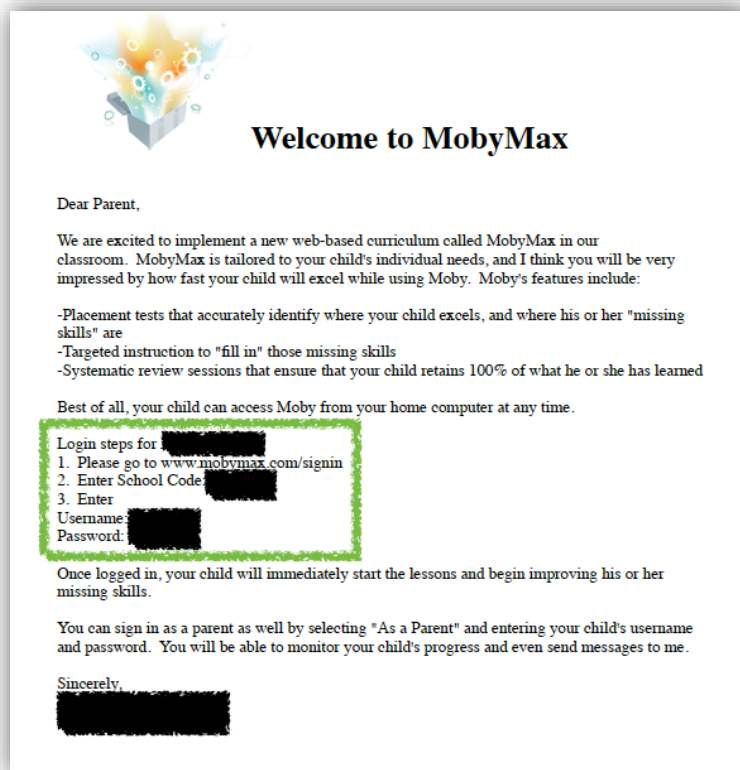
MobyMax even provides a dynamic letter template with detailed sign-in instructions for parents. To access this template, open your **Roster** screen and click on "Print parent letter & login cards."

From here, select the students you want to include on the right side of the screen, then click "Print."



If your school is already closed and you don't have the ability to send letters home with students, select "Save as PDF" and email the letter to each parent who needs one.

***Note:** You'll notice the language of the letter is aligned more to an initial rollout of MobyMax than an extenuating circumstance like school closures. Please feel free to copy the login steps and put them into an email with your own wording—the important part is making sure parents know how to access the portal.





Team Moby is Here to Help!

Our support team is firing on all cylinders and ready to facilitate your move to remote learning. We'll be here from 7:00 am – 6:00 pm Eastern Standard Time every Monday – Friday.

Email: support@mobymax.com

Help Center and live chat: <https://support.mobymax.com>

Phone: (888) 793-8331

Free training webinars: Every Tuesday (8:30-9:30 am EST) and Thursday (4-5 pm EST); join [here](#).



More than Just Practice

Unlike most online learning options, MobyMax is built on a foundation of evidence-based instructional methodology. You can be confident in the fact that your students are learning new concepts, rather than just practicing what they've already been taught.



Close the Digital Divide

MobyMax is accessible from any device with a browser and internet connection. The program is purposefully designed to use minimal bandwidth, providing a stable and consistent experience even for students with slow and/or shared connections.